



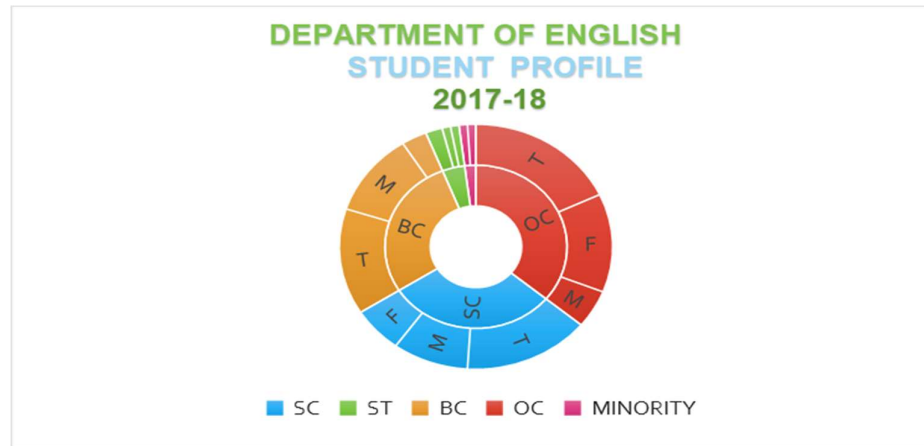
GOVERNMENT DEGREE COLLEGE, AVANIGADDA

Department of English

STUDENT PROFILE FOR 2017-18

SL.No	GROUP	YEAR	SC			ST			BC			OC			MINORITY			TOTAL		
			M	F	T	M	F	T	M	F	T	M	F	T	M	F	T	M	F	T
1	BA	I (Gen)	9	6	15	1	1	2	11	3	14	5	13	18	0	1	1	26	24	50
		II (Gen)	5	6	11	2	1	3	9	6	15	3	5	8	0	0	0	19	18	37
2	B.Com	I (Gen)	11	10	21	0	0	0	24	0	24	7	3	10	0	0	0	42	13	55
		I (Res)	6	0	6	1	0	1	8	3	11	8	3	11	0	0	0	23	6	29
		II (Gen)	6	6	12	1	0	1	10	1	11	10	3	13	0	0	0	27	10	37
		II (Res)	6	5	11	0	0	0	8	2	10	3	3	6	1	0	1	18	10	28
3	B.Sc	I (MPC)	1	6	7	1	0	1	18	4	22	3	1	4	0	0	0	23	11	34
		I (Com)	2	2	4	0	0	0	8	1	9	2	5	7	0	0	0	12	8	20

		<b>II (MPC)</b>	4	6	10	0	0	0	11	14	25	8	15	23	1	0	1	24	35	59
		<b>II (Com)</b>	3	3	6	0	0	0	3	2	5	4	7	11	1	1	2	11	13	24



  
**Dr. ILLA RAVI**  
 PRINCIPAL  
 Govt. DEGREE COLLEGE  
 AVANIGADDA - 521 121.




**GOVERNMENT DEGREE COLLEGE, AVANIGADDA**

**Department of English**

**STUDENT PROFILE FOR 2018-19**

SL.No	GROUP	YEAR	SC			ST			BC			OC			MINORITY			TOTAL		
			M	F	T	M	F	T	M	F	T	M	F	T	M	F	T	M	F	T
1	BA	I (Gen)	12	10	22	3	0	3	13	1	14	9	5	14	3	0	3	40	16	56
		II (Gen)	11	5	16	2	1	3	7	2	9	4	14	18	0	1	1	24	23	47
2	B.Com	I (Gen)	8	2	10	2	0	2	5	4	9	0	3	3	0	0	0	15	9	24
		I (Res)	10	5	15	5	0	5	8	0	8	5	1	6	0	0	0	28	6	34
		II (Gen)	10	10	20	0	0	0	18	2	20	5	2	7	1	0	1	34	14	48
		II (Res)	6	0	6	2	0	2	5	0	5	9	1	10	1	2	3	23	3	26
3	B.Sc	I (MPC)	8	2	10	1	0	1	4	3	7	5	3	8	1	0	1	19	8	27
		I (Com)	6	1	7	1	1	2	15	6	21	2	0	2	0	0	0	24	8	32

		<b>II (MPC)</b>	<b>3</b>	<b>4</b>	<b>7</b>	<b>1</b>	<b>0</b>	<b>1</b>	<b>13</b>	<b>3</b>	<b>16</b>	<b>1</b>	<b>2</b>	<b>3</b>	<b>0</b>	<b>0</b>	<b>0</b>	<b>18</b>	<b>9</b>	<b>27</b>
		<b>II (Com)</b>	<b>2</b>	<b>2</b>	<b>4</b>	<b>0</b>	<b>0</b>	<b>0</b>	<b>4</b>	<b>0</b>	<b>4</b>	<b>2</b>	<b>3</b>	<b>5</b>	<b>1</b>	<b>2</b>	<b>3</b>	<b>9</b>	<b>7</b>	<b>16</b>



*Ravi*  
**DR. ILLA RAVI**  
PRINCIPAL  
GOVT. DEGREE COLLEGE  
AVANIGADDA - 521 121.



GOVERNMENT DEGREE COLLEGE, AVANIGADDA

Department of English

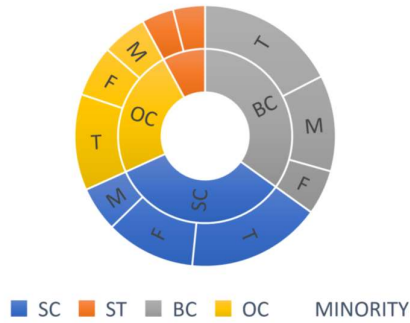
STUDENT PROFILE FOR 2019-20



SL.No	GROUP	YEAR	SC			ST			BC			OC			MINORITY			TOTAL		
			M	F	T	M	F	T	M	F	T	M	F	T	M	F	T	M	F	T
1	BA	I	7	14	21	5	0	5	15	7	22	7	8	15	0	0	0	34	29	63
		I(Com)	1	2	3	0	0	0	4	0	4	0	0	0	0	0	0	5	2	7
		II	10	9	19	1	0	1	11	2	13	6	5	11	2	0	2	30	16	46
2	B.Com	I (Gen)	5	7	12	0	0	0	5	3	8	3	2	5	0	0	0	13	12	25
		I (Res)	9	7	16	0	0	0	13	2	15	8	1	9	0	0	0	30	10	40
		II (Gen)	7	2	9	0	0	0	5	3	8	0	3	3	0	0	0	12	8	20
		II (Res)	9	4	13	0	0	0	7	0	7	3	0	3	0	0	0	19	4	23
3	B.Sc	I (MPC)	4	3	7	1	1	2	3	2	5	1	3	4	0	0	0	9	9	18
		I (Com)	3	4	7	0	1	1	9	8	17	1	7	8	2	0	2	15	20	35

		<b>I (DATA)</b>	3	0	3	0	0	0	2	1	3	2	4	6	0	0	0	7	5	12
		<b>II (MPC)</b>	7	2	9	1	0	1	3	2	5	5	3	8	0	0	0	16	7	23
		<b>II (Com)</b>	4	1	5	0	1	1	12	6	18	6	0	6	0	0	0	22	8	30

**DEPARTMENT OF ENGLISH  
STUDENT PROFILE  
2019-20**



*Ravi*  
**Dr. ILLA RAVI**  
 PRINCIPAL  
 GOVT. DEGREE COLLEGE  
 AVANIGADDA - 521 121.



GOVERNMENT DEGREE COLLEGE, AVANIGADDA

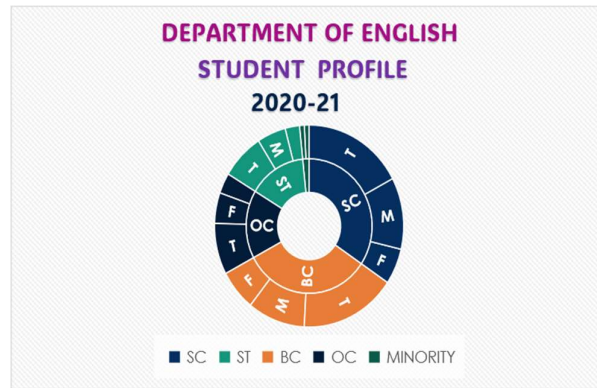
Department of English

STUDENT PROFILE FOR 2020-21



SL.No	GROUP	YEAR	SC			ST			BC			OC			MINORITY			TOTAL		
			M	F	T	M	F	T	M	F	T	M	F	T	M	F	T	M	F	T
1	BA	I (Gen)	14	7	21	6	3	9	12	8	20	4	6	10	1	0	1	37	24	61
		II (Gen)	6	14	20	3	0	3	14	6	20	7	7	14	0	0	0	30	27	57
		II Com	1	2	3	0	0	0	4	0	4	0	0	0	0	0	0	5	2	7
2	B.VOC	I ( Aqua)	2	2	4	1	1	2	8	5	13	5	1	6	0	2	2	16	11	27
3	B.Com	I (Gen)	9	5	14	2	0	2	3	9	12	4	3	7	1	0	1	19	17	36
		I (Res)	15	6	21	0	0	0	17	2	19	16	2	18	0	0	0	48	10	58
		II (Gen)	4	7	11	0	0	0	5	3	8	2	2	4	0	0	0	11	12	23
		II (Res)	6	7	13	0	0	0	12	2	14	6	1	7	0	0	0	24	10	34

4	B.Sc	I (MPC)	4	3	7	1	1	2	3	6	9	0	5	5	0	0	0	8	15	23
		I (Com)	4	9	13	1	0	1	7	7	14	5	11	16	1	1	2	18	28	46
		I (Data)	6	0	6	0	0	0	0	1	1	5	0	5	0	0	0	11	1	12
		II (MPC)	1	3	4	1	1	2	3	2	5	0	3	3	0	0	0	5	9	14
		II (Com)	4	2	6	0	1	1	9	6	15	1	6	7	2	0	2	16	15	31
		II (Data)	3	0	3	0	0	0	2	1	3	1	4	5	0	0	0	6	5	11



  
Principal  
GOVT. DEGREE COLLEGE  
AVANIIGADDA, Kithanur





GOVERNMENT DEGREE COLLEGE, AVANIGADDA


Department of English

STUDENT PROFILE FOR 2021-22



SL.No	GROUP	YEAR	SC			ST			BC			OC			MINORITY			TOTAL		
			M	F	T	M	F	T	M	F	T	M	F	T	M	F	T	M	F	T
1	BA	I (Gen)	10	10	20	1	1	2	17	8	25	9	3	12	0	1	1	37	23	60
		II (Gen)	10	6	16	2	3	5	6	4	10	3	6	9	1	0	1	22	19	41
2	B.VOC	I ( Aqua)	9	4	13	2	0	2	8	1	9	1	0	1	0	0	0	20	5	25
		II ( Aqua)	1	2	3	1	0	1	5	4	9	2	1	3	0	1	1	9	8	17
3	B.Com	I (Gen)	9	4	13	3	1	4	16	4	20	5	1	6	0	0	0	33	10	43
		I (Res)	15	4	19	1	1	2	11	3	14	4	2	6	0	0	0	31	10	41
		II (Gen)	6	5	11	2	0	2	3	8	11	4	3	7	0	0	0	15	16	31
		II (Res)	12	5	17	0	0	0	13	2	15	13	2	15	1	0	1	39	9	48

4	B.Sc	I (MPC)	0	1	1	1	0	1	3	4	7	0	0	0	0	1	1	4	6	10
		I (Com)	7	4	11	1	0	1	11	4	15	8	3	11	2	0	2	29	11	40
		I (Data)	3	1	4	0	0	0	6	4	10	1	6	7	1	0	1	11	11	22
		II (MPC)	3	4	7	1	1	2	2	4	6	1	3	4	0	0	0	7	12	19
		II (Com)	4	9	13	1	0	1	7	8	15	5	7	12	0	0	0	17	24	41
		II (Data)	5	0	5	0	0	0	0	1	1	4	0	4	0	0	0	9	1	10



*D. N. K.*  
Principal  
GOVT. DEGREE COLLEGE  
AVANIGADDA, Krishna Dist.



GOVERNMENT DEGREE COLLEGE, AVANIGADDA

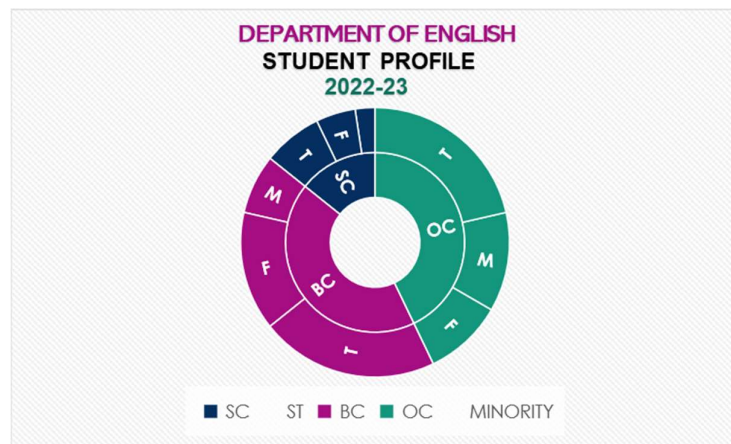
Department of English

STUDENT PROFILE FOR 2022-23



SL.No	GROUP	YEAR	SC			ST			BC			OC			MINORITY			TOTAL		
			M	F	T	M	F	T	M	F	T	M	F	T	M	F	T	M	F	T
1	BA	I (Gen)	1	2	3	0	0	0	3	6	9	5	4	9	0	0	0	9	12	21
		II (Gen)	9	5	14	1	1	2	9	2	11	8	3	11	0	1	1	27	12	39
2	B.VOC	I (Aqua)	2	1	3	0	0	0	7	0	7	0	1	1	0	0	0	9	2	11
		II (Aqua)	7	3	10	1	1	2	7	1	8	1	0	1	0	0	0	16	5	21
3	B.Com	I (Gen)	4	6	10	1	1	2	2	2	4	3	3	6	0	1	1	10	13	23
		I (Res)	1 3	2	15	0	1	1	16	2	18	8	2	10	2	0	2	39	7	46
		II (Gen)	3	3	6	2	1	3	9	1	10	2	0	2	0	0	0	16	5	21
		II (Res)	7	3	10	2	0	2	7	2	9	2	2	4	0	0	0	18	7	25

4	B.Sc	I (MPC)	0	0	0	0	0	0	0	0	0	0	0	0	0	0	0	0	0	0
		I (Com)	1	3	4	0	1	1	3	1	4	0	2	2	1	0	1	5	7	12
		I (Data)	0	0	0	0	0	0	0	0	0	0	0	0	0	0	0	0	0	0
		II (MPC)	0	0	0	1	0	1	1	3	4	0	0	0	0	1	1	2	4	6
		II (Com)	5	2	7	1	0	1	8	2	10	7	2	9	2	0	2	23	6	29
		II (Data)	2	1	3	0	0	0	7	4	11	1	6	7	1	0	1	11	11	22



*D. M. K.*  
Principal  
GOVT. DEGREE COLLEGE  
AVANIGADDA, Kishan Dr.