



GOVT. DEGREE COLLEGE

AVANIGADDA-521121. KRISHNA DT. (A.P).

NAAC - B



gdcjkc.avanigadda@gmail.com
www.gdcavanigadda.ac.in

WINNERS ARE FORGED HERE

08671-272261
94-94-299418

Student Satisfactory Survey

Academic Year 2022-2023

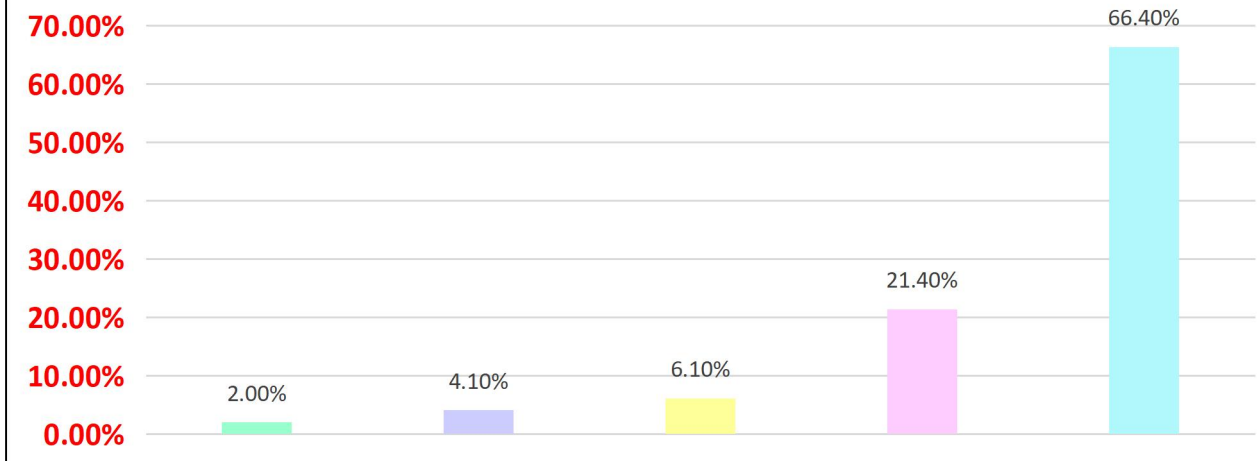
S.NO	Question	2022-2023				
		0	1	2	3	4
1	How much of the syllabus was covered in the class?	2.00%	4.10%	6.10%	21.40%	66.40%
2	How well did the teachers prepare for the classes?	1.00%	1.40%	1.10%	40.70%	55.80%
3	How well were the teachers able to communicate?	1.20%	1.10%	3.00%	37.30%	57.40%
4	The teacher's approach to teaching can best be described as	0.50%	1.00%	16.00%	21.00%	61.50%
5	Fairness of the internal evaluation process by the teachers	0.90%	1.90%	11.20%	13.90%	72.10%
6	Was your performance in assignments discussed with you?	1.10%	1.00%	11.00%	12.00%	74.90%
7	The institute takes active interest in promoting internship, student exchange, field visit opportunities for students.	0.90%	1.40%	12.50%	12.20%	73.00%
8	The teaching and mentoring process in your institution facilitates you in cognitive, social and emotional growth.	1.20%	2.40%	3.25%	35.80%	57.35%
9	The institution provides multiple opportunities to learn and grow.	1.00%	2.30%	7.30%	30.00%	59.80%
10	Teachers inform you about your expected competencies, course outcomes and programme outcomes.	0.60%	1.20%	7.20%	21.70%	69.30%

11	Your mentor does a necessary follow-up with an assigned task to you.	0.60%	2.60%	5.00%	24.90%	66.90%
12	The teachers illustrate the concepts through examples and applications.	1.70%	1.20%	3.70%	26.40%	67.00%
13	The teachers identify your strengths and encourage you with providing right level of challenges.	1.10%	3.10%	5.00%	20.70%	70.10%
14	Teachers are able to identify your weakness and help you to overcome them.	1.50%	3.10%	3.20%	21.10%	71.10%
15	The institute makes effort to engage students in the monitoring, review and continuous quality improvement of the teaching learning process.	0.00%	1.70%	2.60%	21.40%	74.30%
16	The institute/teachers use student centric methods, such as experiential learning, participative learning and problem solving methodologies for enhancing learning experiences.	0.60%	2.60%	4.30%	25.90%	66.60%
17	Teachers encourage you to participate in extracurricular activities.	0.30%	2.20%	5.50%	27.20%	64.80%
18	Efforts are made by the institute/teachers to inculcate soft skill, life skills and employability skills to make you ready for the world of work.	0.90%	2.60%	4.90%	28.70%	62.90%
19	What percentage of teachers use ICT tools such as LCD projector, multimedia,etc.,while teaching.	1.40%	4.10%	15.40%	32.50%	46.60%
20	The overall quality of teaching-learning process in your institute is very good	1.20%	0.60%	7.50%	26.90%	63.80%

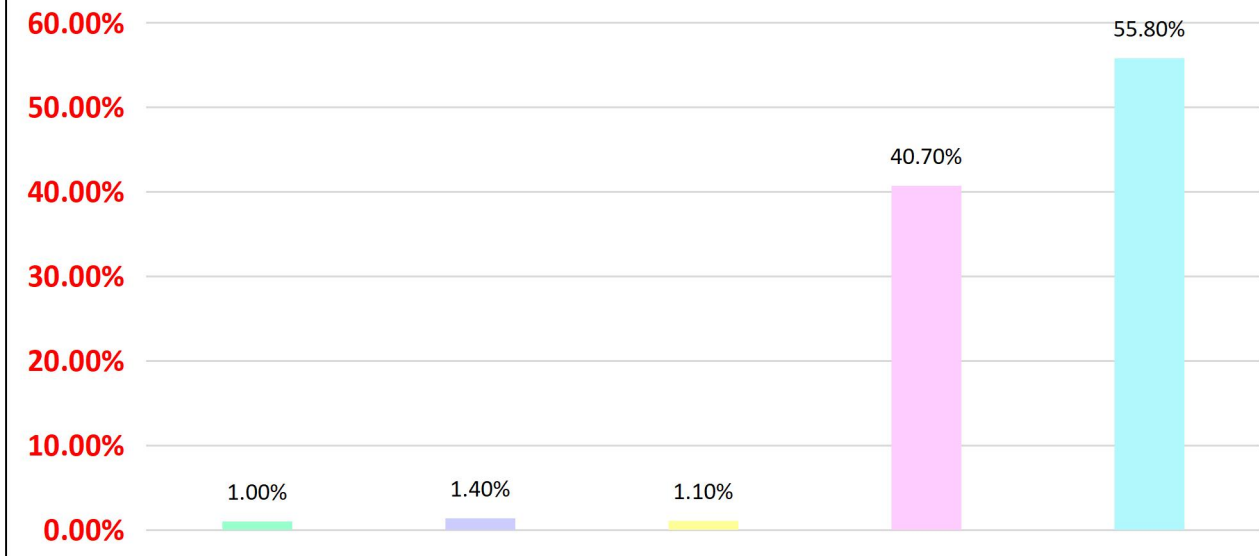
Graphical Representation

Color indications for options				
Least Rating 0	1	2	3	Top Rating 4

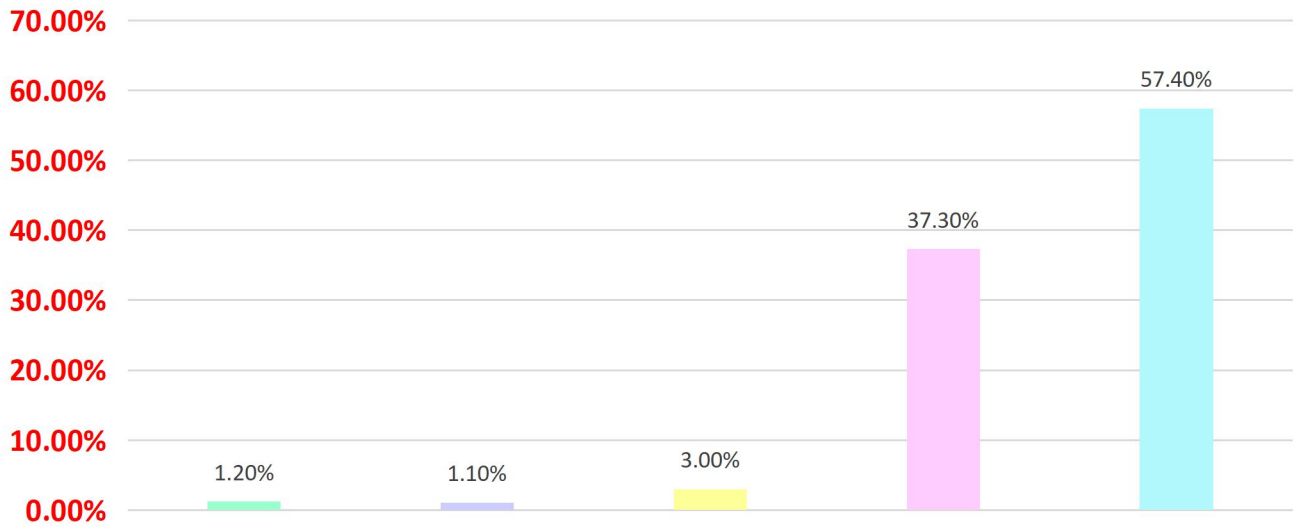
1. How much of the syllabus was covered in the class?



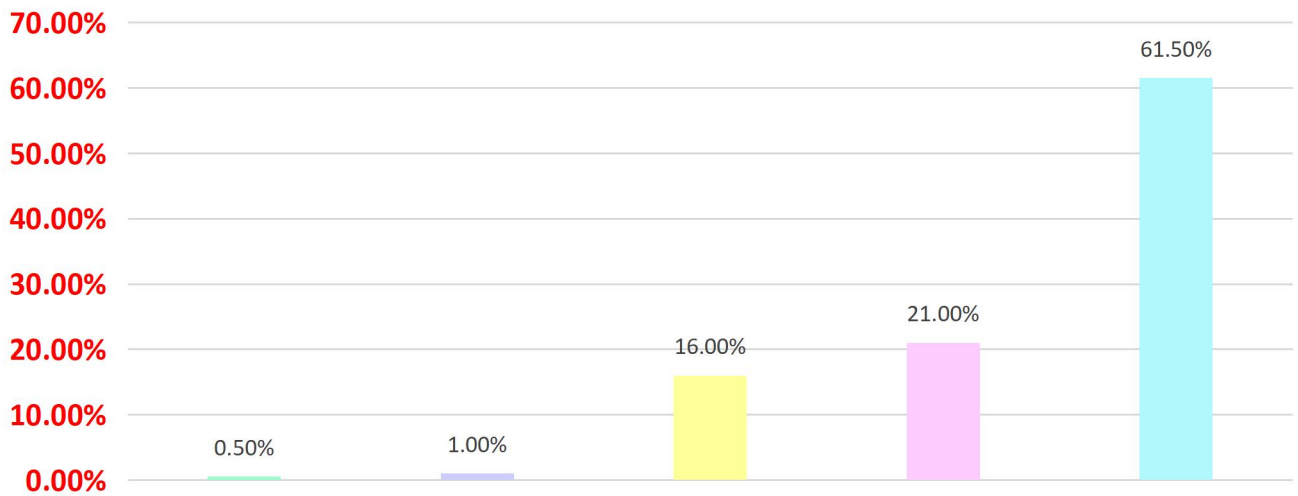
2. How well did the teachers prepare for the classes?



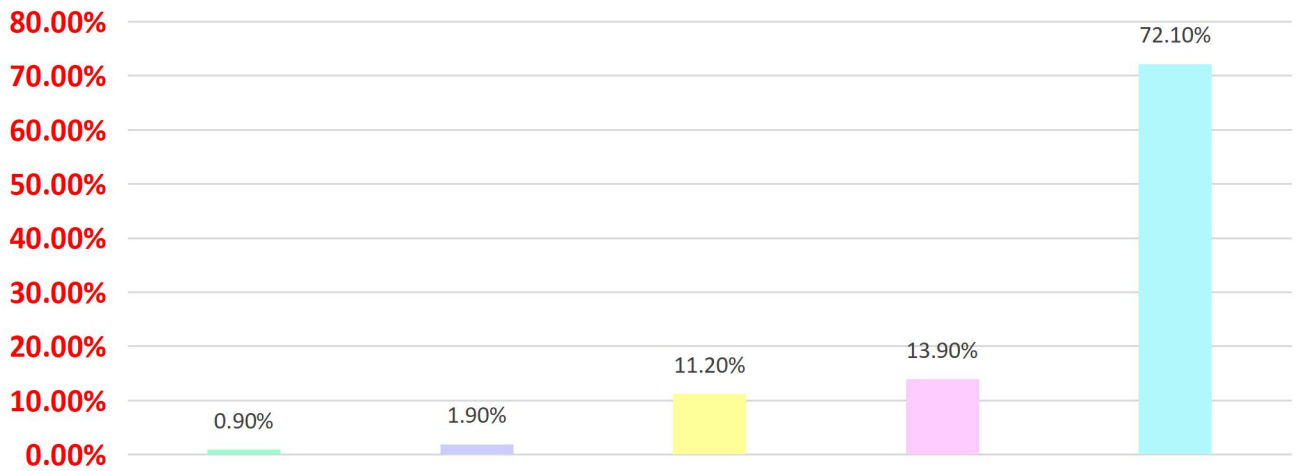
3. How well were the teachers able to communicate?



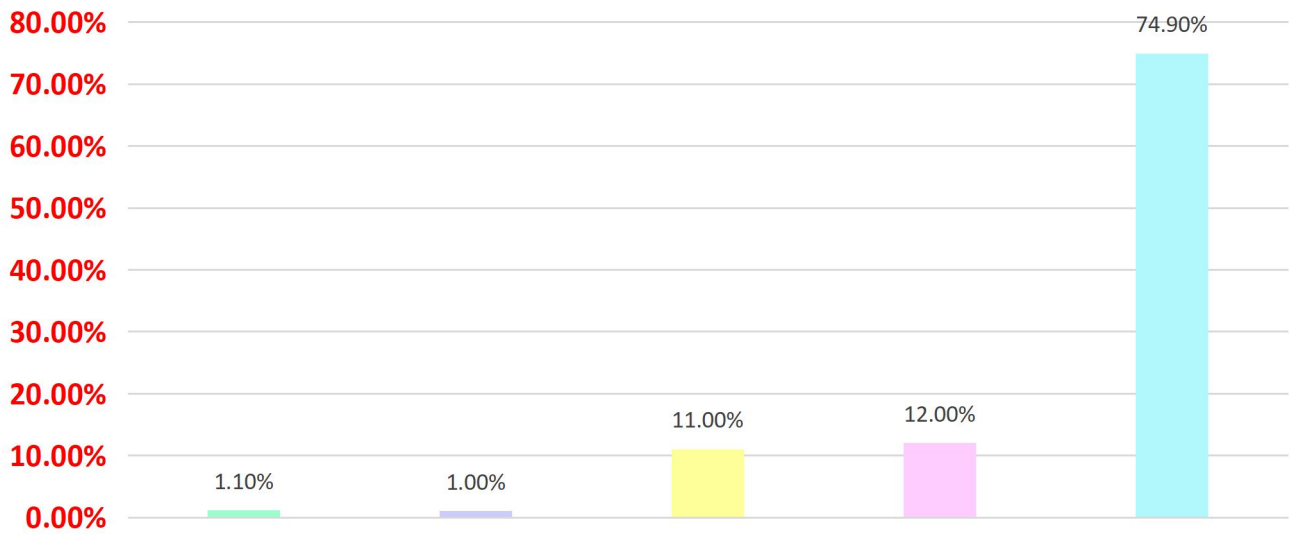
4. The teacher's approach to teaching can best be described as



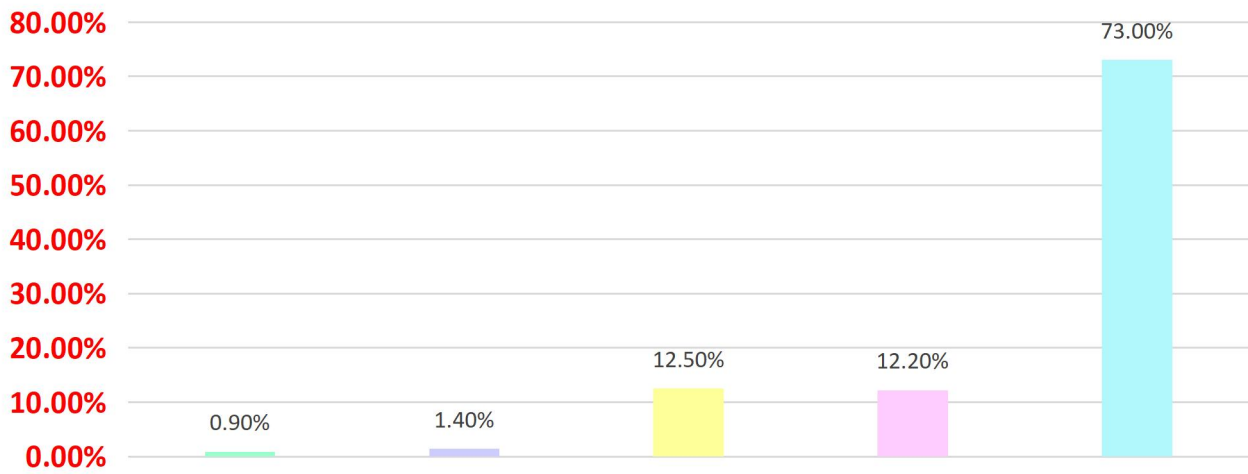
5. Fairness of the internal evaluation process by the teachers



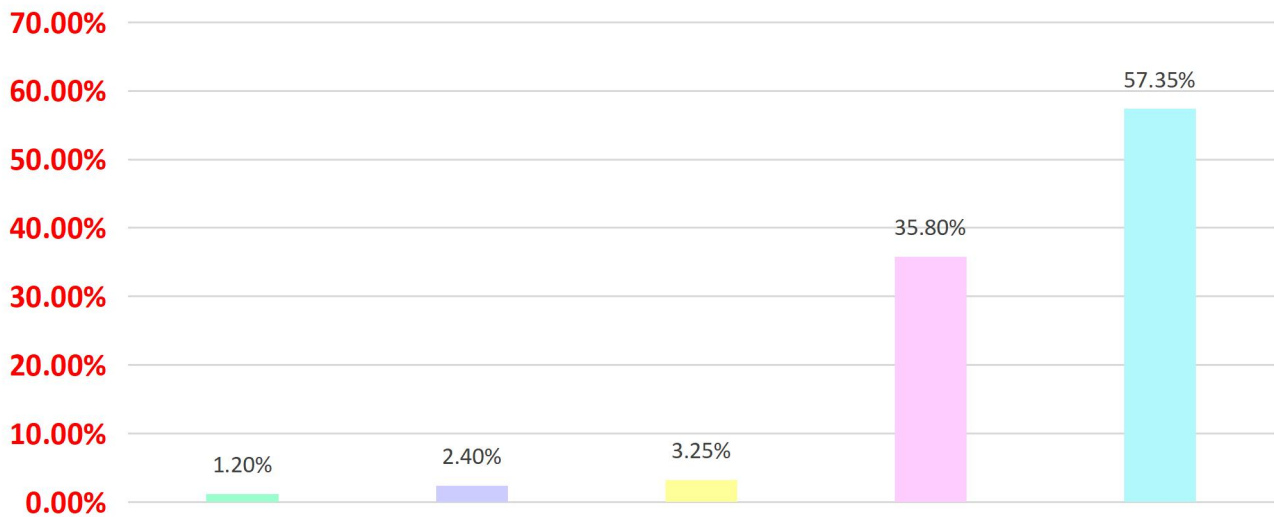
6. Was your performance in assignments discussed with you?



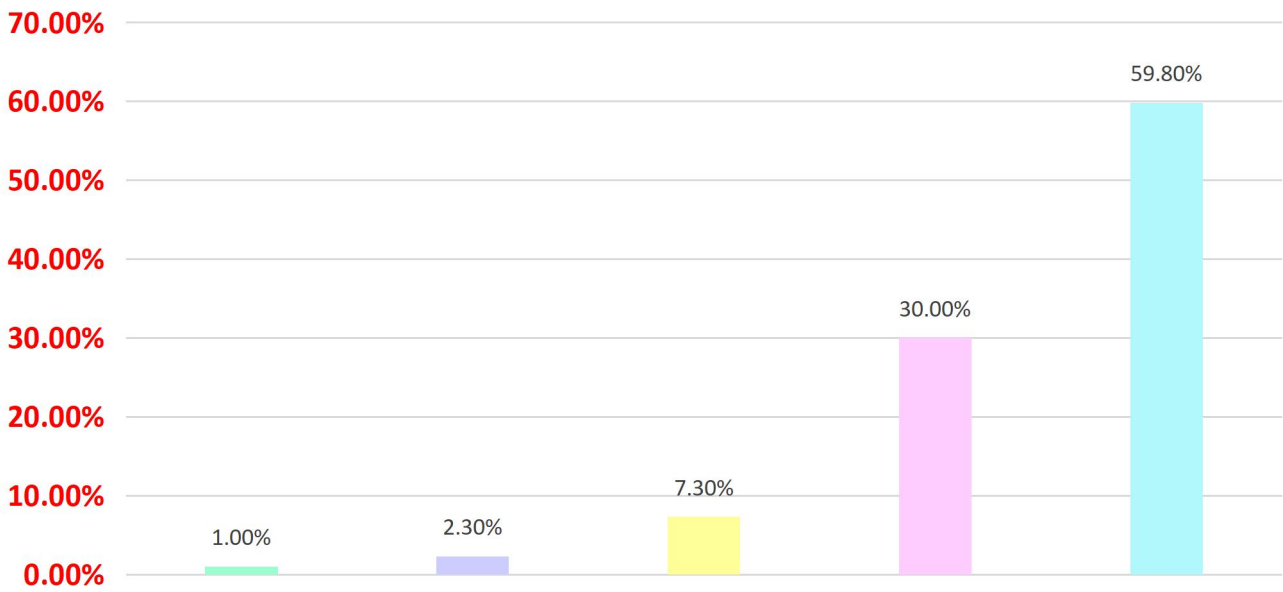
7. The institute takes active interest in promoting internship, student exchange, field visit opportunities for students.



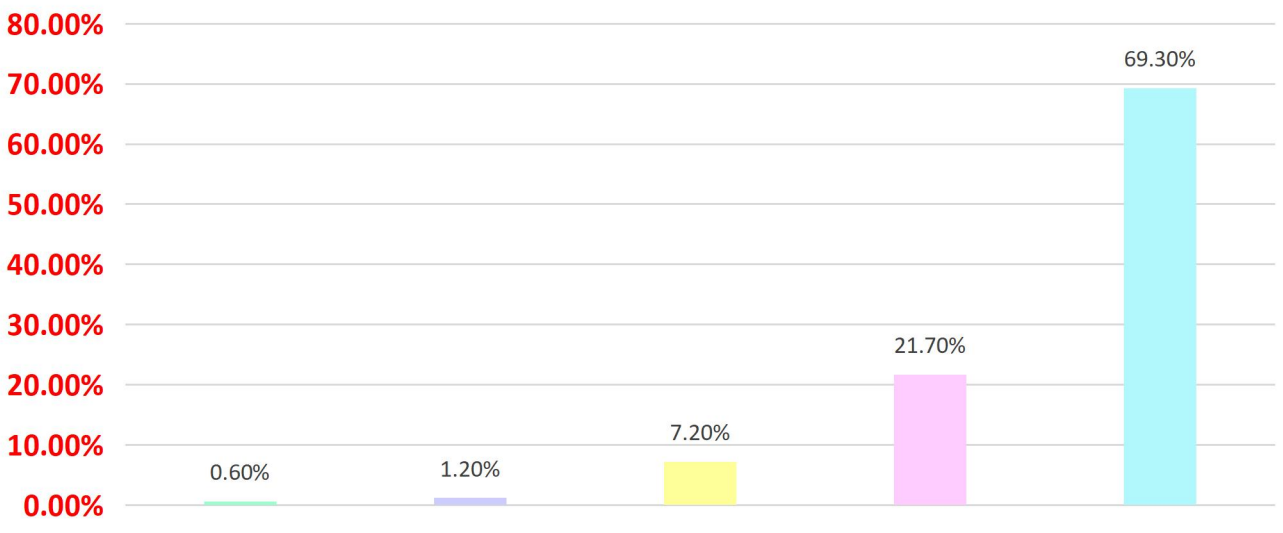
8. The teaching and mentoring process in your institution facilitates you in cognitive, social and emotional growth.



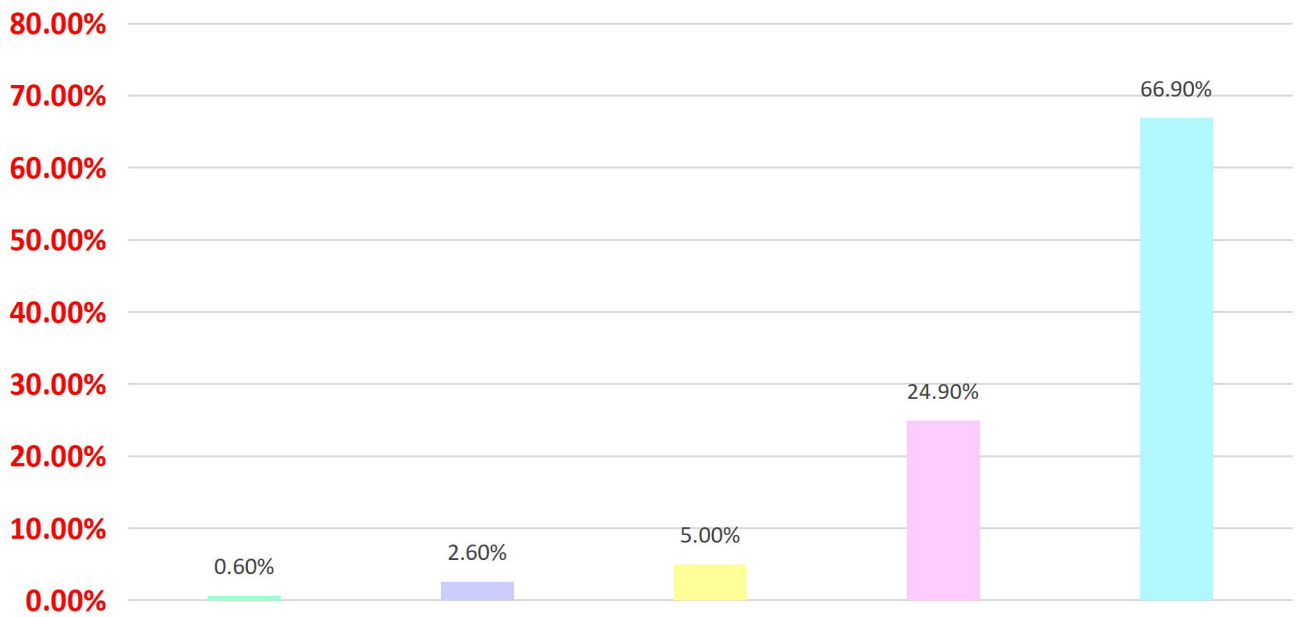
9. The institution provides multiple opportunities to learn and grow.



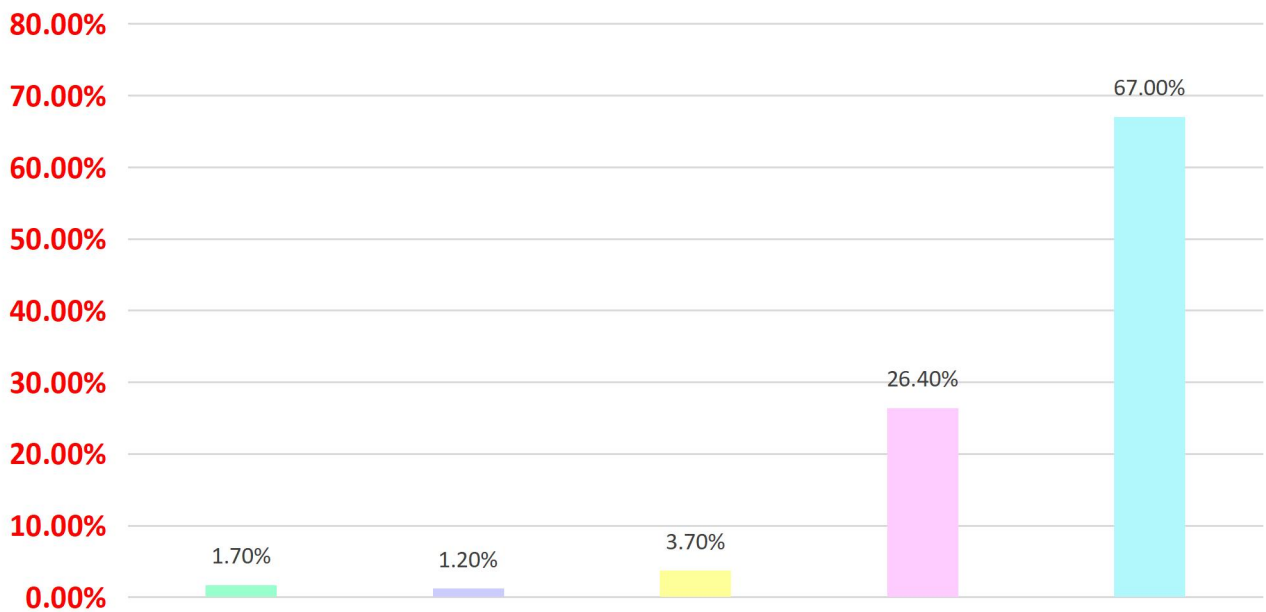
10. Teachers inform you about your expected competencies, course outcomes and programme outcomes.



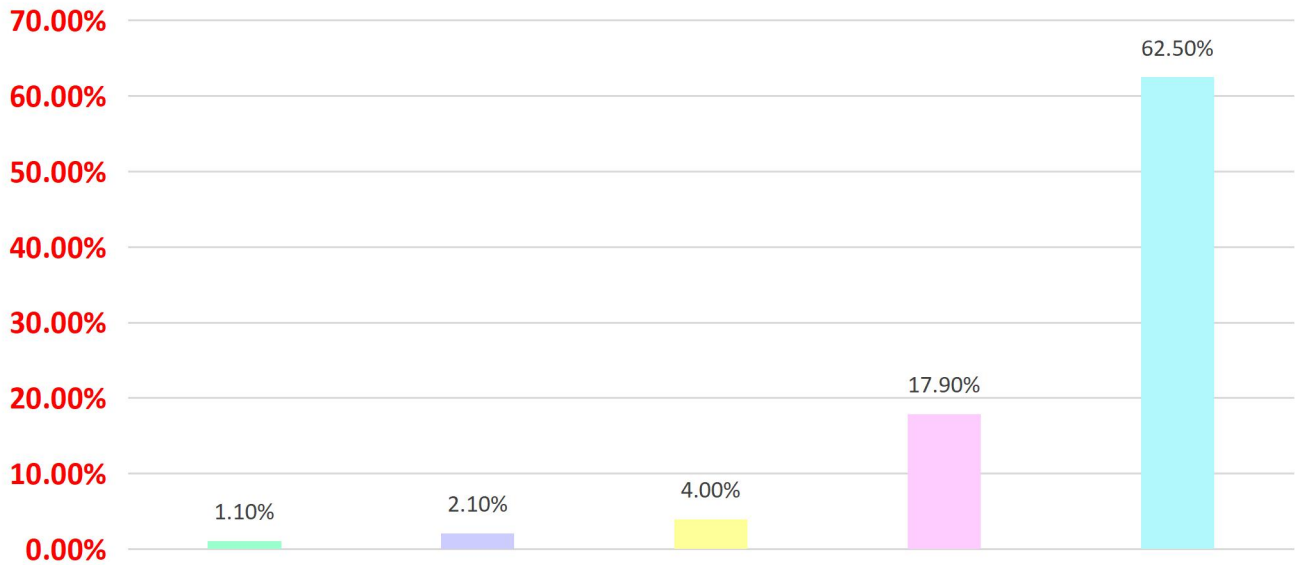
11. Your mentor does a necessary task to you



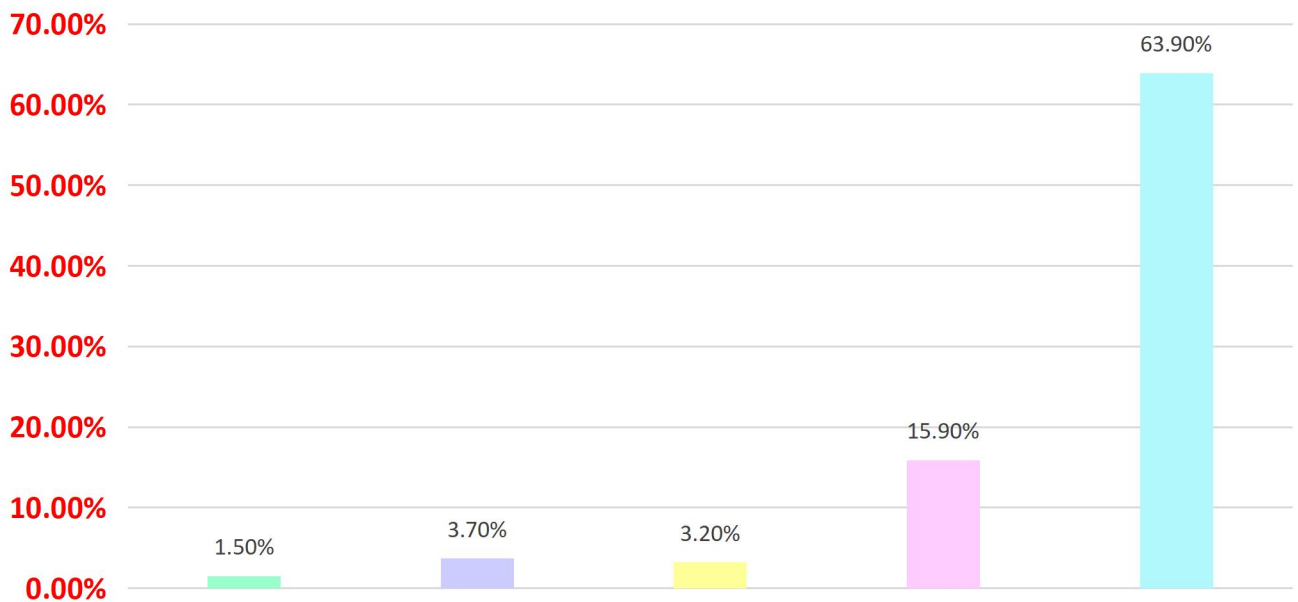
12. The teachers illustrate the concepts through examples and applications.



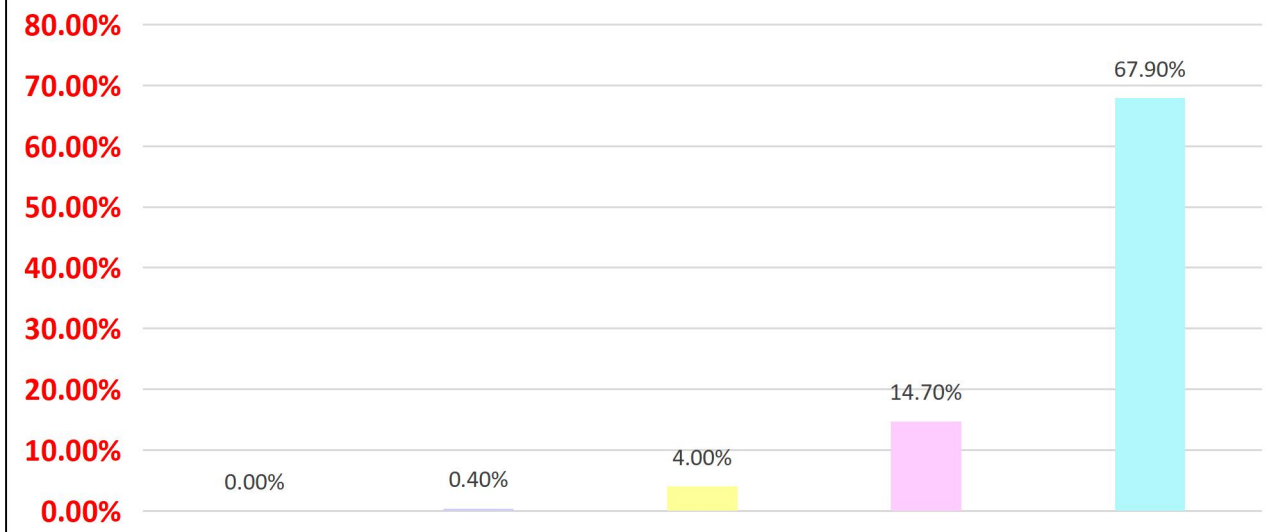
13.The teachers identify your strengths and encourage you with providing right level of challenges.



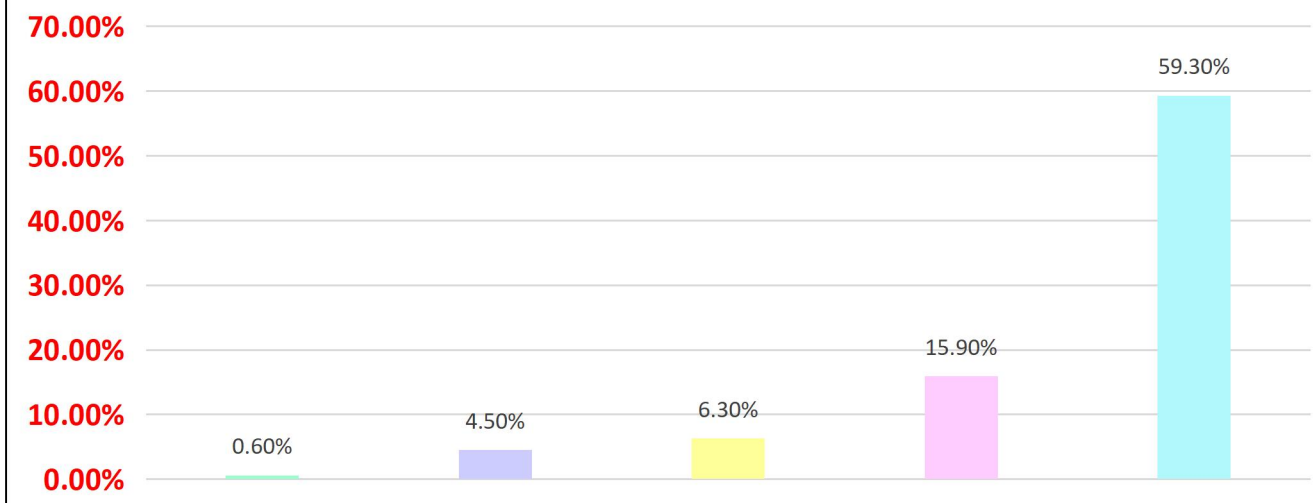
14.Teachers are able to identify your weakness and help you to overcome them.



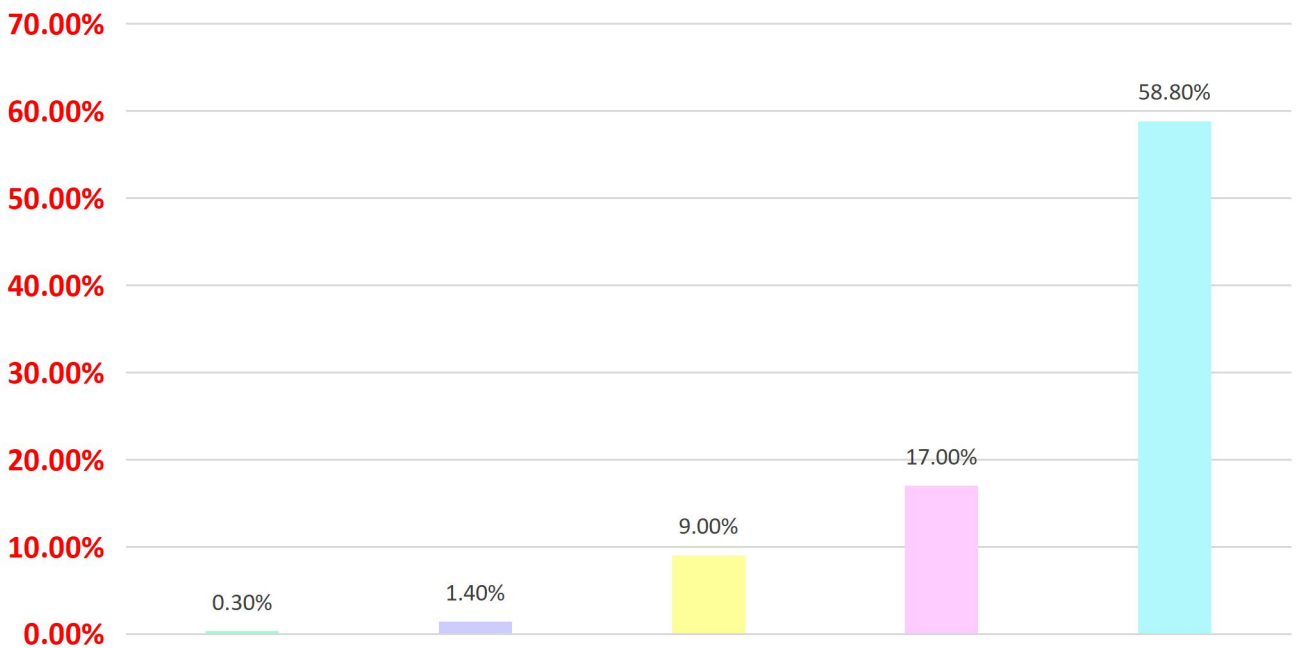
15.The institute makes effort to engage students in the monitoring, review and continuous quality improvement of the teaching learning process.



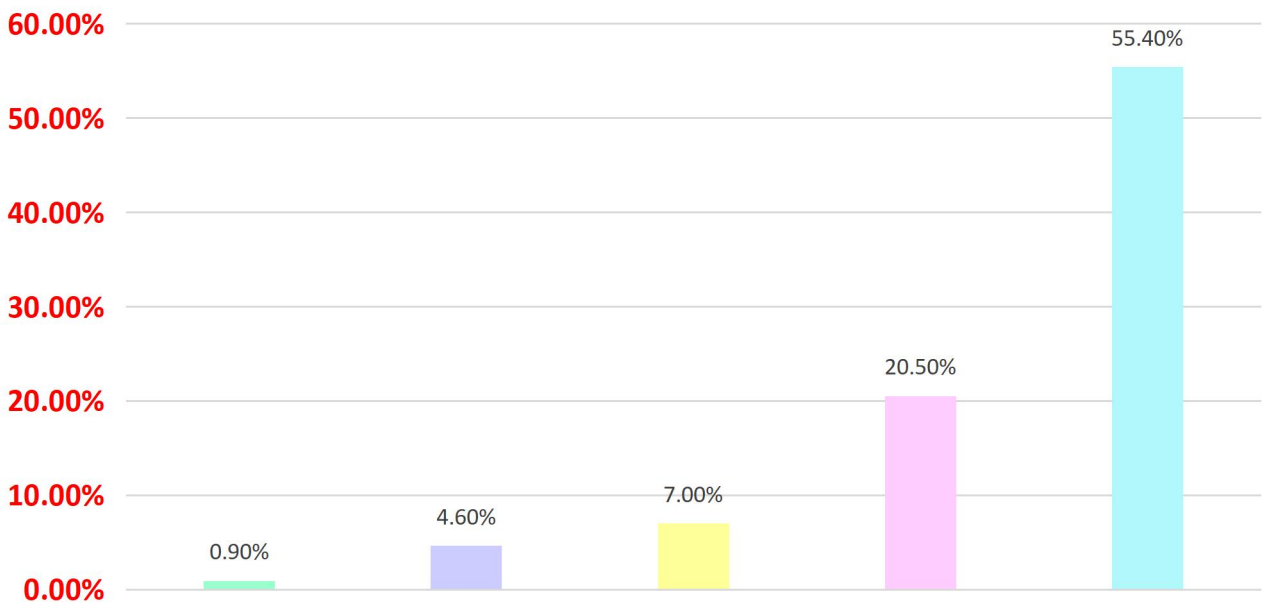
16.The institute/teachers use student centric methods, such as experiential learning, participative learning and problem solving methodologies for enhancing learning experiences.



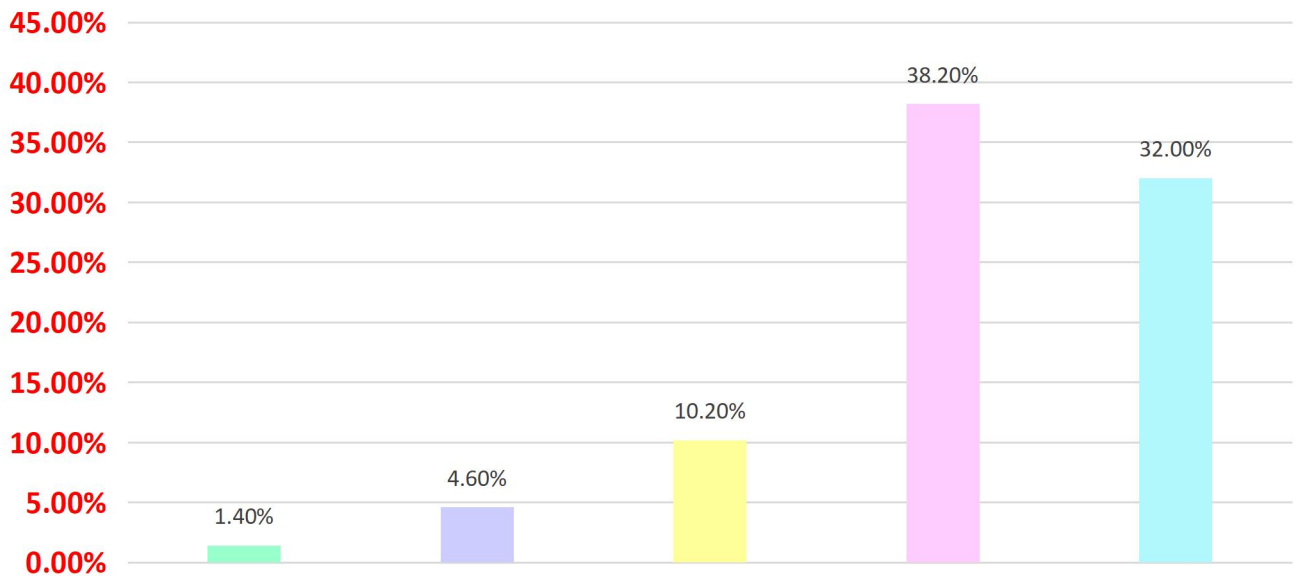
17. Teachers encourage you to participate in extracurricular activities.



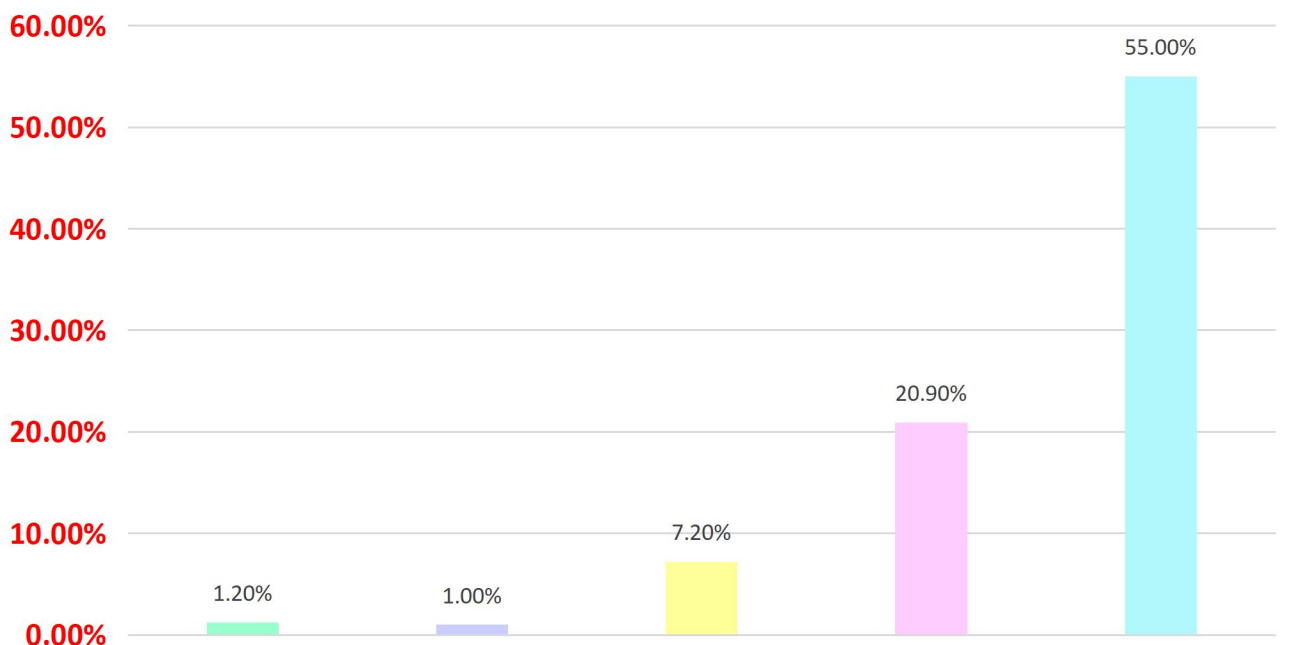
18. Efforts are made by the institute/teachers to inculcate soft skill, life skills and employability skills to make you ready for the world of work.



19. What percentage of teachers use ICT tools such as LCD projector, multimedia, etc., while teaching.



20. The overall quality of teaching-learning process in your institute is very good



Analysis and Action Taken Report (ATR)

1) **Analysis:** - About 66.4% of the students gave their response that 85% - 100% syllabus was covered and 21.4% of the students opined that 70% - 84% syllabus was covered, but 2% of the students are dissatisfied with poor syllabus coverage.

ATR: - Enquired the details of less percentage of syllabus coverage and gave counseling to concerned teacher.

2) **Analysis:** 96.5 % of the students expressed that their teachers prepare thoroughly and satisfactorily for the classes, but 1% of the students did not satisfy their teachers' preparation for the classes.

ATR: - A general meeting was conducted to the teachers who are going to classes without sufficient preparation and suggested them to prepare well.

3) **Analysis:** 94.7 % of the students gave their response that their teachers' ability to communication is impressive, but 1.2 % of the students said that their teachers' communication is poor.

ATR: Suggested the faculty to improve communication skills.

4) **Analysis:** About 82.5% of the students expressed that their teachers' approach to teaching was excellent and very good, but 0.5 % students said that their teachers' approach to teaching was poor.

ATR: Counseled the teachers to improve their teaching skills by attending FDP/RC/OCs especially on "Teaching Methodologies".

5) **Analysis:** About 86% of the students gave their response that the evaluation process by the teachers was always and usually fair, but only 0.9% of the students are dissatisfied with evaluation process.

ATR: Directed the students to raise an issue in grievance cell and advised the teachers to evaluate the answer scripts carefully.

6) **Analysis:** 86.9% of the students opined that usually and every time their teachers discuss their performance in assignments, but only 1.1% of the students said that their performance in assignments was not discussed with them.

ATR: Advice teachers to discuss with the students about the mistakes committed by him/her in presenting assignment.

7) **Analysis:** 85.2% of the students expressed that their institute takes active interest regularly and often in promoting internship, students exchange etc, but only 0.9% of the students said that they are dissatisfied about this.

ATR: Planned to arrange more number of field trips, if possible at least one field trip from each department. Advised faculty to think about students exchange program in next year.

8) **Analysis:** About 93.15% of the students gave their response that teaching and mentoring process in the institution helps in cognitive, social and emotional growth significantly and very well, but 1.2 % of the students are dissatisfied about this.

ATR: The staff members are advised to mentor their wards with utmost care.

9) **Analysis:** About 89.8% of the students opined positively regarding their institution provides multiple opportunities to grow, but only 1% of the students are not agree with this.

ATR: Planning to introduce certificate/ add on courses in the coming year.

10) **Analysis:** About 91% of the students expressed that their teachers inform them every time and usually about expected competencies, course outcomes and programme outcomes, but only 0.6% of the students are not agree with this.

ATR: Display the Course Outcomes and Programme outcomes on the notice board, and also a special class can be taken to newly admitted students regarding this.

11) **Analysis:** 91.8% of the students expressed that every time and usually their mentors take necessary follow-up with an assigned task to them, but only 1.6% of the students are dissatisfied about this.

ATR: Given suggestions to the mentors to monitor the student regularly.

12) **Analysis:** 93.4% of the students opined that every time and usually their teachers illustrate the concepts through examples and applications, but only 1.70 % students were dissatisfied about this.

ATR: Suggested faculty to explain the concepts with more illustrations.

13) **Analysis:** About 90.80 % of the students gave positive response regarding their teachers in identifying their strengths and encouraging them with providing right level of challenges, but 1.1% of the students are unable to say.

ATR: Suggested teachers to identify strengths of all students.

14) **Analysis:** 92.2% of the students had positive opinion regarding their teachers in identifying their weaknesses and helping them to overcome, but 1.5% of the students are not happy regarding this.

ATR: Suggested teachers to identify the weakness of the students and to encourage them to overcome.

15) **Analysis:** 95.8% of the students gave positive response regarding their involvement in monitoring, review and continuous quality improvement of the teaching learning process.

ATR: Suggested facility to continue the involvement of students.

16) **Analysis:** 92.5% of students opined that their teachers use student centric methods to a great extent and moderately, but 0.6% of the students gave response as not at all.

ATR: Suggested faculty to introduce innovative teaching methods for the benefit of the students

17) **Analysis:** About 64.8% students strongly agreed that their teachers encourage them in participating extra - curricular activities and 27.2% of the students agreed that their teachers encourage them in participating extra - curricular activities but 0.3% of students gave response as “Strongly Disagree”.

ATR: Suggested faculty to motivate students to participate in extracurricular activities and explain them the importance of these type of achievements in their career.

18) **Analysis:** 91.6% of the students gave positive response regarding the efforts of their institute/ teachers to inculcate soft skills, life skills and employability skills to make them ready for the world of work, but 0.9% of the students did not satisfy regarding this.

ATR: suggested English faculty to take more number of classes for developing soft skills if possible in zero hours or else online classes.

19) **Analysis:** 46.6% of the students expressed that more than 90% of their teachers are using ICT tools while teaching, 32.5% of the students opined that more than 70% - 89% of their teachers are using ICT tools while teaching, but 1.4% of the students gave their response that less than 29% of the teachers are using ICT tools.

ATR: Suggested faculty to adopt latest ICT tools for teachers like Blog, Nearpod, Kahoot etc.,

20) **Analysis:** 90.7% of the students opined positively on the overall quality of teaching-learning process in the institute, but only 1.2% of the students are not satisfied on this aspect.

ATR: Suggested the faculty to sustain the overall teaching - learning process and take initiation wherever necessary.